

Total Military Personnel and Dependent End Strength By Service, Regional Area, and Country

As of: September 30, 2014

REGION	COUNTRY	TOTAL	TOTAL MILITARY	ARMY	NAVY	MARINE CORPS	AIR FORCE	TOTAL MILITARY DEPENDENTS
UNITED STATES AND TERRITORIES	AA-CONTINENTAL UNITED STATES (CONUS)	2,873,315	1,091,507	415,289	271,225	158,575	246,418	1,781,808
	ALASKA	46,654	19,421	11,987	68	7	7,359	27,233
	AMERICAN SAMOA	13	0	0	0	0	0	13
	GUAM	5,784	5,498	76	3,413	13	1,996	286
	HAWAII	115,360	51,045	22,194	15,730	7,817	5,304	64,315
	NORTHERN MARIANA ISLANDS	3	0	0	0	0	0	3
	PUERTA RICO	324	146	103	18	9	16	178
	VIRGIN ISLANDS	7	1	0	1	0	0	6
	WAKE ISLAND	5	5	0	0	0	5	0
	TOTAL	3,041,465	1,167,623	449,649	290,455	166,421	261,098	1,873,842
EUROPE	ALBANIA	4	3	1	1	0	1	1
	AUSTRIA	24	9	5	0	0	4	15
	BELGIUM	1,331	1,211	669	112	10	420	120
	BERLIN	2	0	0	0	0	0	2
	BOSNIA AND HERZEGOVINA	11	2	1	0	0	1	9
	BULGARIA	24	7	2	2	0	3	17
	CROATIA	3	3	3	0	0	0	0
	CYPRUS	15	12	3	0	0	9	3
	CZECH REPUBLIC	9	9	5	0	0	4	0
	DENMARK	14	10	2	4	0	4	4
	ESTONIA	17	6	1	4	0	1	11
	FINLAND	15	7	2	2	0	3	8
	FRANCE	123	58	21	16	3	18	65
	GERMANY	46,089	38,826	23,955	477	961	13,433	7,263
	GIBRALTAR	5	3	0	3	0	0	2
	GREECE	411	386	8	354	0	24	25
	GREENLAND	142	142	0	0	0	142	0
	HUNGARY	80	61	5	2	0	54	19
	ICELAND	3	0	0	0	0	0	3
	IRELAND	31	2	1	0	0	1	29
	ITALY	12,065	11,317	3,957	3,627	20	3,713	748
	KOSOVO	3	3	0	0	0	3	0
	LATVIA	12	1	0	0	1	0	11
	LITHUANIA	5	4	2	2	0	0	1
	LUXEMBOURG	9	0	0	0	0	0	9
	MACEDONIA	10	5	3	0	0	2	5
	MALTA	9	3	0	2	0	1	6
	MONTENEGRO	2	1	0	1	0	0	1
	NETHERLANDS	466	371	137	31	7	196	95
	NORWAY	118	75	26	11	4	34	43
POLAND	63	45	22	3	1	19	18	
PORTUGAL	919	647	2	47	6	592	272	

	ROMANIA	19	11	4	2	0	5	8	
	SLOVAKIA	6	5	2	0	0	3	1	
	SLOVENIA	6	3	0	0	0	3	3	
	SPAIN	2,488	2,177	28	1,725	24	400	311	
	SWEDEN	24	6	1	1	0	4	18	
	SWITZERLAND	21	7	1	2	0	4	14	
	TURKEY	1,985	1,524	121	6	2	1,395	461	
	UNITED KINGDOM	13,632	9,231	219	305	18	8,689	4,401	
	VATICAN CITY	1	0	0	0	0	0	1	
	TOTAL	80,216	66,193	29,209	6,742	1,057	29,185	14,023	
FORMER SOVIET UNION	ARMENIA	8	3	2	0	0	1	5	
	AZERBAIJAN	18	8	3	1	1	3	10	
	GEORGIA (FORMERLY PART OF UR)	14	13	11	0	1	1	1	
	KAZAKHSTAN	22	9	6	0	0	3	13	
	KYRGYZSTAN	7	3	1	0	0	2	4	
	MOLDOVA	8	1	0	0	0	1	7	
	RUSSIA	52	24	11	5	1	7	28	
	TAJIKISTAN	8	5	3	0	0	2	3	
	TURKMENISTAN	1	1	0	0	0	1	0	
	UKRAINE	32	16	6	2	0	8	16	
	UZBEKISTAN	6	4	3	0	0	1	2	
		TOTAL	176	87	46	8	3	30	89
EAST ASIA AND PACIFIC	AUSTRALIA	329	173	31	72	13	57	156	
	BRIT. INDIAN OCN. TERR.	528	528	0	491	0	37	0	
	BRUNEI	1	1	0	1	0	0	0	
	BURMA (NOW MYANMAR)	5	4	3	0	0	1	1	
	CAMBODIA	23	9	4	5	0	0	14	
	CHINA, COMMUNIST	53	18	5	5	2	6	35	
	FEDERATED STATES OF MICRONESIA	7	0	0	0	0	0	7	
	FIJI	9	3	0	3	0	0	6	
	FRENCH POLYNESIA	1	0	0	0	0	0	1	
	HONG KONG	12	11	1	6	0	4	1	
	INDONESIA	25	19	9	6	1	3	6	
	JAPAN	54,279	49,503	2,301	19,318	15,936	11,948	4,776	
	KIRIBATI	2	0	0	0	0	0	2	
	LAOS	8	7	3	1	0	3	1	
	MACAU (MACAO)	1	0	0	0	0	0	1	
	MALAYSIA	26	9	2	4	0	3	17	
	MARSHALL ISLANDS	26	19	19	0	0	0	7	
	MONGOLIA	8	4	3	0	0	1	4	
	NEW ZEALAND	20	4	1	1	1	1	16	
	PAPUA NEW GUINEA	1	1	0	1	0	0	0	
	PHILIPPINES	1,108	31	11	8	2	10	1,077	
	SINGAPORE	326	188	8	162	2	16	138	
	TAIWAN	26	8	0	3	1	4	18	
	THAILAND	373	287	41	10	210	26	86	
	VIETNAM	32	14	7	5	1	1	18	
		TOTAL	57,229	50,841	2,449	20,102	16,169	12,121	6,388
	NORTH AFRICA, NEAR EAST, AND SOUTH ASIA	ALGERIA	3	2	2	0	0	0	1
BAHRAIN		3,413	3,372	21	3,160	164	27	41	

SOUTH ASIA	BANGLADESH	12	5	4	0	0	1	7
	EGYPT	298	283	238	17	1	27	15
	INDIA	59	21	5	6	0	10	38
	ISRAEL	58	32	10	7	2	13	26
	JORDAN	31	22	11	0	1	10	9
	LEBANON	8	8	5	0	0	3	0
	LIBYA	4	4	2	1	0	1	0
	MORROCCO	23	10	2	2	0	6	13
	NEPAL	23	2	2	0	0	0	21
	OMAN	33	13	3	1	1	8	20
	PAKISTAN	25	24	4	2	1	17	1
	QATAR	638	600	355	6	0	239	38
	SAUDI ARABIA	324	324	208	26	0	90	0
	SRI LANKA	12	4	2	2	0	0	8
	TUNISIA	7	7	4	2	0	1	0
	UNITED ARAB EMIRATES	373	338	26	16	197	99	35
	YEMEN	12	11	7	0	0	4	1
	ZAIRE	9	1	0	0	1	0	8
	TOTAL	5,365	5,083	911	3,248	368	556	282
SUB-SAHARAN AFRICA	ANGOLA	5	3	2	1	0	0	2
	BENIN (FORMERLY DAHOMEY)	2	0	0	0	0	0	2
	BOTSWANA	8	7	3	0	0	4	1
	BURKINA	7	4	0	0	1	3	3
	BURUNDI	3	3	1	0	0	2	0
	CAMEROON	31	4	2	1	0	1	27
	CHAD	4	3	3	0	0	0	1
	CONGO	6	6	4	0	0	2	0
	DJIBOUTI	5	5	1	3	0	1	0
	ETHIOPIA	14	6	6	0	0	0	8
	GABON	7	5	2	2	0	1	2
	GAMBIA, THE	5	0	0	0	0	0	5
	GHANA	142	11	4	4	1	2	131
	GUINEA	6	5	4	1	0	0	1
	IVORY COAST	20	4	3	1	0	0	16
	KENYA	72	25	13	3	2	7	47
	LIBERIA	10	5	3	0	0	2	5
	MADAGASCAR	10	5	0	3	0	2	5
	MALI	6	3	2	0	0	1	3
	MAURITANIA	1	1	0	0	0	1	0
	MAURITIUS	2	1	0	1	0	0	1
	MOZAMBIQUE	3	2	0	1	0	1	1
	NAMIBIA	1	1	1	0	0	0	0
	NIGER	8	7	5	0	0	2	1
	NIGERIA	56	11	4	3	0	4	45
	RWANDA	2	2	2	0	0	0	0
	SENEGAL	20	7	4	2	1	0	13
	SIERRA LEONE	14	3	1	1	0	1	11
	SOMALIA	1	1	0	1	0	0	0
	SOUTH AFRICA	233	216	3	1	209	3	17
ST. HELENA	3	3	0	0	0	3	0	

	SUDAN	5	4	4	0	0	0	1
	TANZANIA, UNITED REPUBLIC OF	7	4	3	1	0	0	3
	TOGO	24	0	0	0	0	0	24
	UGANDA	6	4	3	0	0	1	2
	WESTERN SAHARA	2	0	0	0	0	0	2
	ZAMBIA	3	3	1	0	0	2	0
	ZIMBABWE (FORMERLY RHODESIA)	10	4	4	0	0	0	6
	TOTAL	764	378	88	30	214	46	386
WESTERN HEMISPHERE	ANTIGUA & BARBUDA	3	2	0	0	0	2	1
	ARGENTINA	21	19	2	9	1	7	2
	ARUBA	1	0	0	0	0	0	1
	BAHAMAS, THE	56	50	1	49	0	0	6
	BARBADOS	3	3	2	0	0	1	0
	BELIZE (BRITISH HONDURAS)	20	7	4	1	0	2	13
	BERMUDA	3	0	0	0	0	0	3
	BOLIVIA	12	7	5	0	0	2	5
	BRAZIL	71	30	8	10	2	10	41
	BRITISH VIRGIN ISLANDS	2	0	0	0	0	0	2
	CANADA	426	131	8	41	0	82	295
	CHILE	54	23	6	8	0	9	31
	COLOMBIA	104	47	28	4	3	12	57
	COSTA RICA	12	2	1	1	0	0	10
	CUBA	736	732	192	516	24	0	4
	DOMINICA	5	0	0	0	0	0	5
	DOMINICAN REPUBLIC	41	11	5	1	3	2	30
	ECUADOR	17	6	3	1	0	2	11
	EL SALVADOR	40	27	7	17	1	2	13
	GRENADA	1	0	0	0	0	0	1
	GUATEMALA	25	18	17	0	0	1	7
	GUYANA	15	2	1	1	0	0	13
	HAITI	17	5	5	0	0	0	12
	HONDURAS	366	360	215	3	0	142	6
	JAMAICA	72	2	1	1	0	0	70
	MEXICO	96	18	9	4	0	5	78
	NETHERLANDS ANTILLES	3	0	0	0	0	0	3
	NICARAGUA	19	10	9	1	0	0	9
	PANAMA	50	22	14	8	0	0	28
	PARAGUAY	10	6	5	0	0	1	4
	PERU	106	37	12	19	2	4	69
	ST. LUCIA	1	0	0	0	0	0	1
	SURINAME	5	2	1	1	0	0	3
	TRINIDAD & TOBAGO	7	2	0	2	0	0	5
TRUST TERRITORY OF THE PAC ISL.	4	0	0	0	0	0	4	
URUGUAY	23	7	2	3	0	2	16	
VENEZUELA	5	3	1	0	0	2	2	
	TOTAL	2,452	1,591	564	701	36	290	861
TOTAL-FOREIGN COUNTRIES	ALBANIA	4	3	1	1	0	1	1
	ALGERIA	3	2	2	0	0	0	1
	ANGOLA	5	3	2	1	0	0	2

ANTIGUA & BARBUDA	3	2	0	0	0	2	1
ARGENTINA	21	19	2	9	1	7	2
ARMENIA	8	3	2	0	0	1	5
ARUBA	1	0	0	0	0	0	1
AUSTRALIA	329	173	31	72	13	57	156
AUSTRIA	24	9	5	0	0	4	15
AZERBAIJAN	18	8	3	1	1	3	10
BAHAMAS, THE	56	50	1	49	0	0	6
BAHRAIN	3,413	3,372	21	3,160	164	27	41
BANGLADESH	12	5	4	0	0	1	7
BARBADOS	3	3	2	0	0	1	0
BELGIUM	1,331	1,211	669	112	10	420	120
BELIZE (BRITISH HONDURAS)	20	7	4	1	0	2	13
BENIN (FORMERLY DAHOMEY)	2	0	0	0	0	0	2
BERLIN	2	0	0	0	0	0	2
BERMUDA	3	0	0	0	0	0	3
BOLIVIA	12	7	5	0	0	2	5
BOSNIA AND HERZEGOVINA	11	2	1	0	0	1	9
BOTSWANA	8	7	3	0	0	4	1
BRAZIL	71	30	8	10	2	10	41
BRIT. INDIAN OCN. TERR.	528	528	0	491	0	37	0
BRITISH VIRGIN ISLANDS	2	0	0	0	0	0	2
BRUNEI	1	1	0	1	0	0	0
BULGARIA	24	7	2	2	0	3	17
BURKINA	7	4	0	0	1	3	3
BURMA (NOW MYANMAR)	5	4	3	0	0	1	1
BURUNDI	3	3	1	0	0	2	0
CAMBODIA	23	9	4	5	0	0	14
CAMEROON	31	4	2	1	0	1	27
CANADA	426	131	8	41	0	82	295
CHAD	4	3	3	0	0	0	1
CHILE	54	23	6	8	0	9	31
CHINA, COMMUNIST	53	18	5	5	2	6	35
COLOMBIA	104	47	28	4	3	12	57
CONGO	6	6	4	0	0	2	0
COSTA RICA	12	2	1	1	0	0	10
CROATIA	3	3	3	0	0	0	0
CUBA	736	732	192	516	24	0	4
CYPRUS	15	12	3	0	0	9	3
CZECH REPUBLIC	9	9	5	0	0	4	0
DENMARK	14	10	2	4	0	4	4
DJIBOUTI	5	5	1	3	0	1	0
DOMINICA	5	0	0	0	0	0	5
DOMINICAN REPUBLIC	41	11	5	1	3	2	30
ECUADOR	17	6	3	1	0	2	11
EGYPT	298	283	238	17	1	27	15
EL SALVADOR	40	27	7	17	1	2	13
ESTONIA	17	6	1	4	0	1	11
ETHIOPIA	14	6	6	0	0	0	8
FEDERATED STATES OF MICRONESIA	7	0	0	0	0	0	7

FIJI	9	3	0	3	0	0	6
FINLAND	15	7	2	2	0	3	8
FRANCE	123	58	21	16	3	18	65
FRENCH POLYNESIA	1	0	0	0	0	0	1
GABON	7	5	2	2	0	1	2
GAMBIA, THE	5	0	0	0	0	0	5
GEORGIA (FORMERLY PART OF UR)	14	13	11	0	1	1	1
GERMANY	46,089	38,826	23,955	477	961	13,433	7,263
GHANA	142	11	4	4	1	2	131
GIBRALTAR	5	3	0	3	0	0	2
GREECE	411	386	8	354	0	24	25
GREENLAND	142	142	0	0	0	142	0
GRENADA	1	0	0	0	0	0	1
GUATEMALA	25	18	17	0	0	1	7
GUINEA	6	5	4	1	0	0	1
GUYANA	15	2	1	1	0	0	13
HAITI	17	5	5	0	0	0	12
HONDURAS	366	360	215	3	0	142	6
HONG KONG	12	11	1	6	0	4	1
HUNGARY	80	61	5	2	0	54	19
ICELAND	3	0	0	0	0	0	3
INDIA	59	21	5	6	0	10	38
INDONESIA	25	19	9	6	1	3	6
IRELAND	31	2	1	0	0	1	29
ISRAEL	58	32	10	7	2	13	26
ITALY	12,065	11,317	3,957	3,627	20	3,713	748
IVORY COAST	20	4	3	1	0	0	16
JAMAICA	72	2	1	1	0	0	70
JAPAN	54,279	49,503	2,301	19,318	15,936	11,948	4,776
JORDAN	31	22	11	0	1	10	9
KAZAKHSTAN	22	9	6	0	0	3	13
KENYA	72	25	13	3	2	7	47
KIRIBATI	2	0	0	0	0	0	2
KOSOVO	3	3	0	0	0	3	0
KYRGYZSTAN	7	3	1	0	0	2	4
LAOS	8	7	3	1	0	3	1
LATVIA	12	1	0	0	1	0	11
LEBANON	8	8	5	0	0	3	0
LIBERIA	10	5	3	0	0	2	5
LIBYA	4	4	2	1	0	1	0
LITHUANIA	5	4	2	2	0	0	1
LUXEMBOURG	9	0	0	0	0	0	9
MACAU (MACAO)	1	0	0	0	0	0	1
MACEDONIA	10	5	3	0	0	2	5
MADAGASCAR	10	5	0	3	0	2	5
MALAYSIA	26	9	2	4	0	3	17
MALI	6	3	2	0	0	1	3
MALTA	9	3	0	2	0	1	6
MARSHALL ISLANDS	26	19	19	0	0	0	7
MAURITANIA	1	1	0	0	0	1	0


MAURITIUS	2	1	0	1	0	0	1
MEXICO	96	18	9	4	0	5	78
MOLDOVA	8	1	0	0	0	1	7
MONGOLIA	8	4	3	0	0	1	4
MONTENEGRO	2	1	0	1	0	0	1
MORROCCO	23	10	2	2	0	6	13
MOZAMBIQUE	3	2	0	1	0	1	1
NAMIBIA	1	1	1	0	0	0	0
NEPAL	23	2	2	0	0	0	21
NETHERLANDS	466	371	137	31	7	196	95
NETHERLANDS ANTILLES	3	0	0	0	0	0	3
NEW ZEALAND	20	4	1	1	1	1	16
NICARAGUA	19	10	9	1	0	0	9
NIGER	8	7	5	0	0	2	1
NIGERIA	56	11	4	3	0	4	45
NORWAY	118	75	26	11	4	34	43
OMAN	33	13	3	1	1	8	20
PAKISTAN	25	24	4	2	1	17	1
PANAMA	50	22	14	8	0	0	28
PAPUA NEW GUINEA	1	1	0	1	0	0	0
PARAGUAY	10	6	5	0	0	1	4
PERU	106	37	12	19	2	4	69
PHILIPPINES	1,108	31	11	8	2	10	1,077
POLAND	63	45	22	3	1	19	18
PORTUGAL	919	647	2	47	6	592	272
QATAR	638	600	355	6	0	239	38
ROMANIA	19	11	4	2	0	5	8
RUSSIA	52	24	11	5	1	7	28
RWANDA	2	2	2	0	0	0	0
SAUDI ARABIA	324	324	208	26	0	90	0
SENEGAL	20	7	4	2	1	0	13
SIERRA LEONE	14	3	1	1	0	1	11
SINGAPORE	326	188	8	162	2	16	138
SLOVAKIA	6	5	2	0	0	3	1
SLOVENIA	6	3	0	0	0	3	3
SOMALIA	1	1	0	1	0	0	0
SOUTH AFRICA	233	216	3	1	209	3	17
SPAIN	2,488	2,177	28	1,725	24	400	311
SRI LANKA	12	4	2	2	0	0	8
ST. HELENA	3	3	0	0	0	3	0
ST. LUCIA	1	0	0	0	0	0	1
SUDAN	5	4	4	0	0	0	1
SURINAME	5	2	1	1	0	0	3
SWEDEN	24	6	1	1	0	4	18
SWITZERLAND	21	7	1	2	0	4	14
TAIWAN	26	8	0	3	1	4	18
TAJIKISTAN	8	5	3	0	0	2	3
TANZANIA, UNITED REPUBLIC OF	7	4	3	1	0	0	3
THAILAND	373	287	41	10	210	26	86
TOGO	24	0	0	0	0	0	24

	TRINIDAD & TOBAGO	7	2	0	2	0	0	5
	TRUST TERRITORY OF THE PAC ISL.	4	0	0	0	0	0	4
	TUNISIA	7	7	4	2	0	1	0
	TURKEY	1,985	1,524	121	6	2	1,395	461
	TURKMENISTAN	1	1	0	0	0	1	0
	UGANDA	6	4	3	0	0	1	2
	UKRAINE	32	16	6	2	0	8	16
	UNITED ARAB EMIRATES	373	338	26	16	197	99	35
	UNITED KINGDOM	13,632	9,231	219	305	18	8,689	4,401
	URUGUAY	23	7	2	3	0	2	16
	UZBEKISTAN	6	4	3	0	0	1	2
	VATICAN CITY	1	0	0	0	0	0	1
	VENEZUELA	5	3	1	0	0	2	2
	VIETNAM	32	14	7	5	1	1	18
	WESTERN SAHARA	2	0	0	0	0	0	2
	YEMEN	12	11	7	0	0	4	1
	ZAIRE	9	1	0	0	1	0	8
	ZAMBIA	3	3	1	0	0	2	0
	ZIMBABWE (FORMERLY RHODESIA)	10	4	4	0	0	0	6
	TOTAL	146,202	124,173	33,267	30,831	17,847	42,228	22,029
TOTAL-WORLDWIDE	AA-CONTINENTAL UNITED STATES (CONUS)	2,873,315	1,091,507	415,289	271,225	158,575	246,418	1,781,808
	ALASKA	46,654	19,421	11,987	68	7	7,359	27,233
	ALBANIA	4	3	1	1	0	1	1
	ALGERIA	3	2	2	0	0	0	1
	AMERICAN SAMOA	13	0	0	0	0	0	13
	ANGOLA	5	3	2	1	0	0	2
	ANTIGUA & BARBUDA	3	2	0	0	0	2	1
	ARGENTINA	21	19	2	9	1	7	2
	ARMENIA	8	3	2	0	0	1	5
	ARUBA	1	0	0	0	0	0	1
	AUSTRALIA	329	173	31	72	13	57	156
	AUSTRIA	24	9	5	0	0	4	15
	AZERBAIJAN	18	8	3	1	1	3	10
	BAHAMAS, THE	56	50	1	49	0	0	6
	BAHRAIN	3,413	3,372	21	3,160	164	27	41
	BANGLADESH	12	5	4	0	0	1	7
	BARBADOS	3	3	2	0	0	1	0
	BELGIUM	1,331	1,211	669	112	10	420	120
	BELIZE (BRITISH HONDURAS)	20	7	4	1	0	2	13
	BENIN (FORMERLY DAHOMEY)	2	0	0	0	0	0	2
	BERLIN	2	0	0	0	0	0	2
	BERMUDA	3	0	0	0	0	0	3
	BOLIVIA	12	7	5	0	0	2	5
	BOSNIA AND HERZEGOVINA	11	2	1	0	0	1	9
	BOTSWANA	8	7	3	0	0	4	1
	BRAZIL	71	30	8	10	2	10	41
	BRIT. INDIAN OCN. TERR.	528	528	0	491	0	37	0
	BRITISH VIRGIN ISLANDS	2	0	0	0	0	0	2
	BRUNEI	1	1	0	1	0	0	0
	BULGARIA	24	7	2	2	0	3	17

BURKINA	7	4	0	0	1	3	3
BURMA (NOW MYANMAR)	5	4	3	0	0	1	1
BURUNDI	3	3	1	0	0	2	0
CAMBODIA	23	9	4	5	0	0	14
CAMEROON	31	4	2	1	0	1	27
CANADA	426	131	8	41	0	82	295
CHAD	4	3	3	0	0	0	1
CHILE	54	23	6	8	0	9	31
CHINA, COMMUNIST	53	18	5	5	2	6	35
COLOMBIA	104	47	28	4	3	12	57
CONGO	6	6	4	0	0	2	0
COSTA RICA	12	2	1	1	0	0	10
CROATIA	3	3	3	0	0	0	0
CUBA	736	732	192	516	24	0	4
CYPRUS	15	12	3	0	0	9	3
CZECH REPUBLIC	9	9	5	0	0	4	0
DENMARK	14	10	2	4	0	4	4
DJIBOUTI	5	5	1	3	0	1	0
DOMINICA	5	0	0	0	0	0	5
DOMINICAN REPUBLIC	41	11	5	1	3	2	30
ECUADOR	17	6	3	1	0	2	11
EGYPT	298	283	238	17	1	27	15
EL SALVADOR	40	27	7	17	1	2	13
ESTONIA	17	6	1	4	0	1	11
ETHIOPIA	14	6	6	0	0	0	8
FEDERATED STATES OF MICRONESIA	7	0	0	0	0	0	7
FIJI	9	3	0	3	0	0	6
FINLAND	15	7	2	2	0	3	8
FRANCE	123	58	21	16	3	18	65
FRENCH POLYNESIA	1	0	0	0	0	0	1
GABON	7	5	2	2	0	1	2
GAMBIA, THE	5	0	0	0	0	0	5
GEORGIA (FORMERLY PART OF UR)	14	13	11	0	1	1	1
GERMANY	46,089	38,826	23,955	477	961	13,433	7,263
GHANA	142	11	4	4	1	2	131
GIBRALTAR	5	3	0	3	0	0	2
GREECE	411	386	8	354	0	24	25
GREENLAND	142	142	0	0	0	142	0
GRENADA	1	0	0	0	0	0	1
GUAM	5,784	5,498	76	3,413	13	1,996	286
GUATEMALA	25	18	17	0	0	1	7
GUINEA	6	5	4	1	0	0	1
GUYANA	15	2	1	1	0	0	13
HAITI	17	5	5	0	0	0	12
HAWAII	115,360	51,045	22,194	15,730	7,817	5,304	64,315
HONDURAS	366	360	215	3	0	142	6
HONG KONG	12	11	1	6	0	4	1
HUNGARY	80	61	5	2	0	54	19
ICELAND	3	0	0	0	0	0	3
INDIA	59	21	5	6	0	10	38

INDONESIA	25	19	9	6	1	3	6
IRELAND	31	2	1	0	0	1	29
ISRAEL	58	32	10	7	2	13	26
ITALY	12,065	11,317	3,957	3,627	20	3,713	748
IVORY COAST	20	4	3	1	0	0	16
JAMAICA	72	2	1	1	0	0	70
JAPAN	54,279	49,503	2,301	19,318	15,936	11,948	4,776
JORDAN	31	22	11	0	1	10	9
KAZAKHSTAN	22	9	6	0	0	3	13
KENYA	72	25	13	3	2	7	47
KIRIBATI	2	0	0	0	0	0	2
KOSOVO	3	3	0	0	0	3	0
KYRGYZSTAN	7	3	1	0	0	2	4
LAOS	8	7	3	1	0	3	1
LATVIA	12	1	0	0	1	0	11
LEBANON	8	8	5	0	0	3	0
LIBERIA	10	5	3	0	0	2	5
LIBYA	4	4	2	1	0	1	0
LITHUANIA	5	4	2	2	0	0	1
LUXEMBOURG	9	0	0	0	0	0	9
MACAU (MACAO)	1	0	0	0	0	0	1
MACEDONIA	10	5	3	0	0	2	5
MADAGASCAR	10	5	0	3	0	2	5
MALAYSIA	26	9	2	4	0	3	17
MALI	6	3	2	0	0	1	3
MALTA	9	3	0	2	0	1	6
MARSHALL ISLANDS	26	19	19	0	0	0	7
MAURITANIA	1	1	0	0	0	1	0
MAURITIUS	2	1	0	1	0	0	1
MEXICO	96	18	9	4	0	5	78
MOLDOVA	8	1	0	0	0	1	7
MONGOLIA	8	4	3	0	0	1	4
MONTENEGRO	2	1	0	1	0	0	1
MORROCCO	23	10	2	2	0	6	13
MOZAMBIQUE	3	2	0	1	0	1	1
NAMIBIA	1	1	1	0	0	0	0
NEPAL	23	2	2	0	0	0	21
NETHERLANDS	466	371	137	31	7	196	95
NETHERLANDS ANTILLES	3	0	0	0	0	0	3
NEW ZEALAND	20	4	1	1	1	1	16
NICARAGUA	19	10	9	1	0	0	9
NIGER	8	7	5	0	0	2	1
NIGERIA	56	11	4	3	0	4	45
NORTHERN MARIANA ISLANDS	3	0	0	0	0	0	3
NORWAY	118	75	26	11	4	34	43
OMAN	33	13	3	1	1	8	20
PAKISTAN	25	24	4	2	1	17	1
PANAMA	50	22	14	8	0	0	28
PAPUA NEW GUINEA	1	1	0	1	0	0	0
PARAGUAY	10	6	5	0	0	1	4

PERU	106	37	12	19	2	4	69
PHILIPPINES	1,108	31	11	8	2	10	1,077
POLAND	63	45	22	3	1	19	18
PORTUGAL	919	647	2	47	6	592	272
PUERTA RICO	324	146	103	18	9	16	178
QATAR	638	600	355	6	0	239	38
ROMANIA	19	11	4	2	0	5	8
RUSSIA	52	24	11	5	1	7	28
RWANDA	2	2	2	0	0	0	0
SAUDI ARABIA	324	324	208	26	0	90	0
SENEGAL	20	7	4	2	1	0	13
SIERRA LEONE	14	3	1	1	0	1	11
SINGAPORE	326	188	8	162	2	16	138
SLOVAKIA	6	5	2	0	0	3	1
SLOVENIA	6	3	0	0	0	3	3
SOMALIA	1	1	0	1	0	0	0
SOUTH AFRICA	233	216	3	1	209	3	17
SPAIN	2,488	2,177	28	1,725	24	400	311
SRI LANKA	12	4	2	2	0	0	8
ST. HELENA	3	3	0	0	0	3	0
ST. LUCIA	1	0	0	0	0	0	1
SUDAN	5	4	4	0	0	0	1
SURINAME	5	2	1	1	0	0	3
SWEDEN	24	6	1	1	0	4	18
SWITZERLAND	21	7	1	2	0	4	14
TAIWAN	26	8	0	3	1	4	18
TAJIKISTAN	8	5	3	0	0	2	3
TANZANIA, UNITED REPUBLIC OF	7	4	3	1	0	0	3
THAILAND	373	287	41	10	210	26	86
TOGO	24	0	0	0	0	0	24
TRINIDAD & TOBAGO	7	2	0	2	0	0	5
TRUST TERRITORY OF THE PAC ISL.	4	0	0	0	0	0	4
TUNISIA	7	7	4	2	0	1	0
TURKEY	1,985	1,524	121	6	2	1,395	461
TURKMENISTAN	1	1	0	0	0	1	0
UGANDA	6	4	3	0	0	1	2
UKRAINE	32	16	6	2	0	8	16
UNITED ARAB EMIRATES	373	338	26	16	197	99	35
UNITED KINGDOM	13,632	9,231	219	305	18	8,689	4,401
URUGUAY	23	7	2	3	0	2	16
UZBEKISTAN	6	4	3	0	0	1	2
VATICAN CITY	1	0	0	0	0	0	1
VENEZUELA	5	3	1	0	0	2	2
VIETNAM	32	14	7	5	1	1	18
VIRGIN ISLANDS	7	1	0	1	0	0	6
WAKE ISLAND	5	5	0	0	0	5	0
WESTERN SAHARA	2	0	0	0	0	0	2
YEMEN	12	11	7	0	0	4	1
ZAIRE	9	1	0	0	1	0	8
ZAMBIA	3	3	1	0	0	2	0

	ZIMBABWE (FORMERLY RHODESIA)	10	4	4	0	0	0	6
	TOTAL	3,187,667	1,291,796	482,916	321,286	184,268	303,326	1,895,871
UNDISTRIBUTED*		35,801	34,477	21,414	313	3,623	9,127	1,324
	TOTAL	35,801	34,477	21,414	313	3,623	9,127	1,324
 TOTAL	TOTAL	3,223,468	1,326,273	504,330	321,599	187,891	312,453	1,897,195

* Undistributed includes unknown/classified locations.

Produced by Defense Manpower Data Center on November 12, 2014.

Total Civilian Personnel and Dependent End Strength By Service, Regional Area, and Country

As of: June 30, 2014

REGION	COUNTRY
UNITED STATES AND TERRITORIES	AA-CONTINENTAL UNITED STATES (CONUS)
	ALASKA
	AMERICAN SAMOA
	GUAM
	HAWAII
	NORTHERN MARIANA ISLANDS
	PUERTA RICO
	VIRGIN ISLANDS
	TOTAL
EUROPE	AUSTRIA
	BELGIUM
	BULGARIA
	CROATIA
	CYPRUS
	DENMARK
	FRANCE
	GERMANY
	GREECE
	HUNGARY
	ICELAND
	ITALY
	JAN MAYEN
	LUXEMBOURG
	NETHERLANDS
	NORWAY
	POLAND
	PORTUGAL
	ROMANIA
	SPAIN
	TURKEY
UNITED KINGDOM	
FORMER SOVIET UNION	GEORGIA (FORMERLY PART OF UR)
	KAZAKHSTAN

	RUSSIA
	UKRAINE
	TOTAL
EAST ASIA AND PACIFIC	AUSTRALIA
	BRIT. INDIAN OCN. TERR.
	INDONESIA
	JAPAN
	LAOS
	MALAYSIA
	MARSHALL ISLANDS
	NEW ZEALAND
	PHILIPPINES
	SINGAPORE
	TAIWAN
	THAILAND
	VIETNAM
	TOTAL
NORTH AFRICA, NEAR EAST, AND SOUTH ASIA	BAHRAIN
	EGYPT
	ISRAEL
	JORDAN
	MORROCCO
	OMAN
	QATAR
	SAUDI ARABIA
	TUNISIA
	UNITED ARAB EMIRATES
	YEMEN
	TOTAL
SUB-SAHARAN AFRICA	CAMEROON
	DJIBOUTI
	ETHIOPIA
	GHANA
	KENYA
	MAURITIUS
	NIGERIA
	SENEGAL
	SEYCHELLES
	SOUTH AFRICA
	TANZANIA, UNITED REPUBLIC OF
	UGANDA
	TOTAL
WESTERN	ARGENTINA

HEMISPHERE

BAHAMAS, THE
BARBADOS
BRAZIL
CANADA
CHILE
COLOMBIA
COSTA RICA
CUBA
DOMINICAN REPUBLIC
ECUADOR
EL SALVADOR
GUATEMALA
HAITI
HONDURAS
JAMAICA
MEXICO
NETHERLANDS ANTILLES
NICARAGUA
PANAMA
PARAGUAY
PERU
VENEZUELA
TOTAL
ARGENTINA
AUSTRALIA
AUSTRIA
BAHAMAS, THE
BAHRAIN
BARBADOS
BELGIUM
BRAZIL
BRIT. INDIAN OCN. TERR.
BULGARIA
CAMEROON
CANADA
CHILE
COLOMBIA
COSTA RICA
CROATIA
CUBA
CYPRUS
DENMARK

**TOTAL-FOREIGN
COUNTRIES**

DJIBOUTI
DOMINICAN REPUBLIC
ECUADOR
EGYPT
EL SALVADOR
ETHIOPIA
FRANCE
GEORGIA (FORMERLY PART OF UR)
GERMANY
GHANA
GREECE
GUATEMALA
HAITI
HONDURAS
HUNGARY
ICELAND
INDONESIA
ISRAEL
ITALY
JAMAICA
JAN MAYEN
JAPAN
JORDAN
KAZAKHSTAN
KENYA
LAOS
LUXEMBOURG
MALAYSIA
MARSHALL ISLANDS
MAURITIUS
MEXICO
MORROCCO
NETHERLANDS
NETHERLANDS ANTILLES
NEW ZEALAND
NICARAGUA
NIGERIA
NORWAY
OMAN
PANAMA
PARAGUAY
PERU
PHILIPPINES

	POLAND
	PORTUGAL
	QATAR
	ROMANIA
	RUSSIA
	SAUDI ARABIA
	SENEGAL
	SEYCHELLES
	SINGAPORE
	SOUTH AFRICA
	SPAIN
	TAIWAN
	TANZANIA, UNITED REPUBLIC OF
	THAILAND
	TUNISIA
	TURKEY
	UGANDA
	UKRAINE
	UNITED ARAB EMIRATES
	UNITED KINGDOM
	VENEZUELA
	VIETNAM
	YEMEN
	TOTAL
TOTAL-WORLDWIDE	AA-CONTINENTAL UNITED STATES (CONUS)
	ALASKA
	AMERICAN SAMOA
	ARGENTINA
	AUSTRALIA
	AUSTRIA
	BAHAMAS, THE
	BAHRAIN
	BARBADOS
	BELGIUM
	BRAZIL
	BRIT. INDIAN OCN. TERR.
	BULGARIA
	CAMEROON
	CANADA
	CHILE
	COLOMBIA
	COSTA RICA

CROATIA
CUBA
CYPRUS
DENMARK
DJIBOUTI
DOMINICAN REPUBLIC
ECUADOR
EGYPT
EL SALVADOR
ETHIOPIA
FRANCE
GEORGIA (FORMERLY PART OF UR)
GERMANY
GHANA
GREECE
GUAM
GUATEMALA
HAITI
HAWAII
HONDURAS
HUNGARY
ICELAND
INDONESIA
ISRAEL
ITALY
JAMAICA
JAN MAYEN
JAPAN
JORDAN
KAZAKHSTAN
KENYA
LAOS
LUXEMBOURG
MALAYSIA
MARSHALL ISLANDS
MAURITIUS
MEXICO
MORROCCO
NETHERLANDS
NETHERLANDS ANTILLES
NEW ZEALAND
NICARAGUA
NIGERIA

	NORTHERN MARIANA ISLANDS
	NORWAY
	OMAN
	PANAMA
	PARAGUAY
	PERU
	PHILIPPINES
	POLAND
	PORTUGAL
	PUERTA RICO
	QATAR
	ROMANIA
	RUSSIA
	SAUDI ARABIA
	SENEGAL
	SEYCHELLES
	SINGAPORE
	SOUTH AFRICA
	SPAIN
	TAIWAN
	TANZANIA, UNITED REPUBLIC OF
	THAILAND
	TUNISIA
	TURKEY
	UGANDA
	UKRAINE
	UNITED ARAB EMIRATES
	UNITED KINGDOM
	VENEZUELA
	VIETNAM
	VIRGIN ISLANDS
	YEMEN
	TOTAL
UNDISTRIBUTED*	
	TOTAL
 TOTAL	

* Undistributed includes unknown/classified locations.

Produced by Defense Manpower Data Center on November 12, 2014

h

TOTAL DIRECT HIRE	TOTAL FOREIGN NATIONAL	CIVILIAN DIRECT HIRE	FOREIGN NATIONAL DIRECT HIRE
669,256	0	669,256	0
4,658	0	4,658	0
10	0	10	0
2,181	0	2,181	0
18,343	0	18,343	0
4	0	4	0
2,257	0	2,257	0
152	0	152	0
696,861	0	696,861	0
2	0	2	0
616	368	616	0
6	0	6	0
1	0	1	0
1	0	1	0
3	4	0	3
8	1	7	1
14,943	10,841	11,650	3,293
65	178	65	0
4	0	4	0
1	0	1	0
5,408	3,152	2,257	3,151
0	0	0	0
17	4	17	0
183	0	183	0
13	7	6	7
5	0	5	0
881	803	78	803
24	0	24	0
374	925	374	0
592	363	229	363
1,944	1,928	1,342	602
25,091	18,574	16,868	8,223
4	0	4	0
1	0	1	0

1	0	1	0
1	0	1	0
7	0	7	0
15	0	15	0
95	89	6	89
2	0	2	0
8,336	23,991	6,576	1,760
1	0	1	0
1	0	1	0
46	0	46	0
3	0	3	0
12	0	12	0
195	61	134	61
5	0	5	0
15	0	15	0
4	0	4	0
8,730	24,141	6,820	1,910
500	67	433	67
75	51	24	51
20	1	19	1
3	0	3	0
2	0	2	0
2	0	2	0
55	0	55	0
332	134	198	134
1	0	1	0
18	0	18	0
2	0	2	0
1,010	253	757	253
1	0	1	0
1	0	1	0
1	0	1	0
2	0	2	0
3	0	3	0
1	0	1	0
2	0	2	0
2	0	2	0
1	0	1	0
1	0	1	0
1	0	1	0
2	0	2	0
18	0	18	0
1	0	1	0

2	0	2	0
1	0	1	0
8	0	8	0
30	1	29	1
8	0	8	0
20	0	20	0
2	0	2	0
369	115	254	115
5	0	5	0
1	0	1	0
4	0	4	0
3	0	3	0
1	0	1	0
25	0	25	0
1	0	1	0
10	0	10	0
2	0	2	0
2	0	2	0
7	0	7	0
1	0	1	0
45	39	6	39
1	0	1	0
549	155	394	155
1	0	1	0
15	0	15	0
2	0	2	0
2	0	2	0
500	67	433	67
1	0	1	0
616	368	616	0
8	0	8	0
95	89	6	89
6	0	6	0
1	0	1	0
30	1	29	1
8	0	8	0
20	0	20	0
2	0	2	0
1	0	1	0
369	115	254	115
1	0	1	0
3	4	0	3

1	0	1	0
5	0	5	0
1	0	1	0
75	51	24	51
4	0	4	0
1	0	1	0
8	1	7	1
4	0	4	0
14,943	10,841	11,650	3,293
2	0	2	0
65	178	65	0
3	0	3	0
1	0	1	0
25	0	25	0
4	0	4	0
1	0	1	0
2	0	2	0
20	1	19	1
5,408	3,152	2,257	3,151
1	0	1	0
0	0	0	0
8,336	23,991	6,576	1,760
3	0	3	0
1	0	1	0
3	0	3	0
1	0	1	0
17	4	17	0
1	0	1	0
46	0	46	0
1	0	1	0
10	0	10	0
2	0	2	0
183	0	183	0
2	0	2	0
3	0	3	0
2	0	2	0
2	0	2	0
13	7	6	7
2	0	2	0
7	0	7	0
1	0	1	0
45	39	6	39
12	0	12	0

5	0	5	0
881	803	78	803
55	0	55	0
24	0	24	0
1	0	1	0
332	134	198	134
2	0	2	0
1	0	1	0
195	61	134	61
1	0	1	0
374	925	374	0
5	0	5	0
1	0	1	0
15	0	15	0
1	0	1	0
592	363	229	363
2	0	2	0
1	0	1	0
18	0	18	0
1,944	1,928	1,342	602
1	0	1	0
4	0	4	0
2	0	2	0
35,405	43,123	24,864	10,541
669,256	0	669,256	0
4,658	0	4,658	0
10	0	10	0
1	0	1	0
15	0	15	0
2	0	2	0
2	0	2	0
500	67	433	67
1	0	1	0
616	368	616	0
8	0	8	0
95	89	6	89
6	0	6	0
1	0	1	0
30	1	29	1
8	0	8	0
20	0	20	0
2	0	2	0

1	0	1	0
369	115	254	115
1	0	1	0
3	4	0	3
1	0	1	0
5	0	5	0
1	0	1	0
75	51	24	51
4	0	4	0
1	0	1	0
8	1	7	1
4	0	4	0
14,943	10,841	11,650	3,293
2	0	2	0
65	178	65	0
2,181	0	2,181	0
3	0	3	0
1	0	1	0
18,343	0	18,343	0
25	0	25	0
4	0	4	0
1	0	1	0
2	0	2	0
20	1	19	1
5,408	3,152	2,257	3,151
1	0	1	0
0	0	0	0
8,336	23,991	6,576	1,760
3	0	3	0
1	0	1	0
3	0	3	0
1	0	1	0
17	4	17	0
1	0	1	0
46	0	46	0
1	0	1	0
10	0	10	0
2	0	2	0
183	0	183	0
2	0	2	0
3	0	3	0
2	0	2	0
2	0	2	0

4	0	4	0
13	7	6	7
2	0	2	0
7	0	7	0
1	0	1	0
45	39	6	39
12	0	12	0
5	0	5	0
881	803	78	803
2,257	0	2,257	0
55	0	55	0
24	0	24	0
1	0	1	0
332	134	198	134
2	0	2	0
1	0	1	0
195	61	134	61
1	0	1	0
374	925	374	0
5	0	5	0
1	0	1	0
15	0	15	0
1	0	1	0
592	363	229	363
2	0	2	0
1	0	1	0
18	0	18	0
1,944	1,928	1,342	602
1	0	1	0
4	0	4	0
152	0	152	0
2	0	2	0
732,266	43,123	721,725	10,541
11,230	9,526	3,804	7,426
11,230	9,526	3,804	7,426
743,496	52,649	725,529	17,967

FOREIGN NATIONAL INDIRECT HIRE	TOTAL CIVILIAN DEPENDENTS
0	842
0	6
0	0
0	6
0	21
0	0
0	4
0	0
0	879
0	0
368	17
0	0
0	0
0	0
1	0
0	0
7,548	612
178	2
0	0
0	0
1	10
0	2
4	1
0	4
0	0
0	1
0	24
0	0
925	10
0	12
1,326	131
10,351	826
0	0
0	0

0	0
0	0
0	0
1	0
0	0
0	0
0	0
0	0
0	0
0	0
0	0
0	0
7,548	612
0	0
178	2
0	6
0	0
0	0
0	21
0	0
0	0
0	0
0	0
0	0
1	10
0	0
0	2
22,231	119
0	0
0	0
0	0
0	0
4	1
0	0
0	0
0	0
0	0
0	0
0	4
0	0
0	0
0	0
0	0

0	0
0	0
0	0
0	0
0	0
0	0
0	3
0	1
0	24
0	4
0	0
0	0
0	0
0	0
0	0
0	0
0	0
0	0
0	0
925	10
0	0
0	0
0	1
0	0
0	12
0	0
0	0
0	0
1,326	131
0	0
0	2
0	0
0	0
32,582	1,836
2,100	6,148
2,100	6,148
34,682	7,984

Overseas Contingency Operations By Operation/Location Country a



As of: September 30, 2014

OPERATION / LOCATION COUNTRY
OPERATION NEW DAWN (ACTIVE COMPONENT PORTION OF STRENGTH INCLUDED ABOVE)
OPERATION IRAQI FREEDOM (ACTIVE COMPONENT PORTION OF STRENGTH INCLUDED ABOVE)
OPERATION ENDURING FREEDOM (ACTIVE COMPONENT PORTION OF STRENGTH INCLUDED ABOVE)
DEPLOYED FROM LOCATIONS OF OIF/OEF/OND (OTHER THAN U.S.) (ACTIVE COMPONENT PORTION OF STRENGTH INCLUDED ABOVE)

*Totals include deployed Reserve/National Guard

Produced by Defense Manpower Data Center

1 Deployments and Service

	TOTAL	ARMY
	492	391
	2	2
	33,427	23,035
DIEGO GARCIA	0	0
KUWAIT	9,515	7566
KYRGYZSTAN	234	15
GERMANY	229	52
ITALY	42	0
JAPAN	0	0
KOREA	0	0
PAKISTAN	0	0
TURKEY	55	0
UNITED KINGDOM	7	0
OTHER	26,118	5,757
UNKNOWN	18,115	4,077
 TOTAL	88,236	40,895

ird personnel.

on November 12, 2014.

NAVY	MARINE CORPS	AIR FORCE
61	7	33
0	0	0
1,642	4,099	4,651
0	0	0
80	420	1,449
12	203	4
1	0	176
0	0	42
0	0	0
0	0	0
0	0	0
0	3	52
0	0	7
10,829	908	8,624
8,292	0	5,746
20,917	5,640	20,784